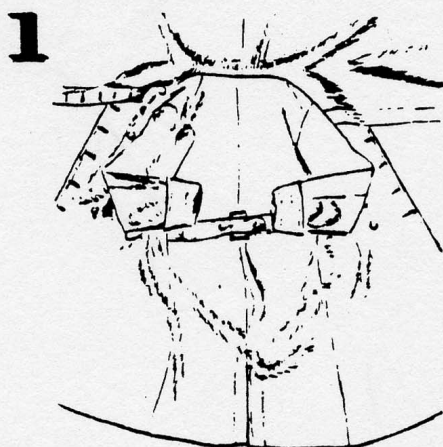



Rolling The Greatcoat

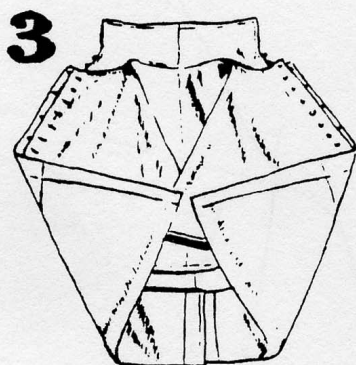
The following illustrations diagram the "Manner of Rolling the Cloak" as described in the 1841 *Cavalry Tactics* (also found in *Cooke's Cavalry Tactics*). Reprinted by permission of Nick Nichols and the *Civil War Cavalry Review*.



The cloak being entirely unfolded, the sleeves are laid flat and extended parallel to the two front edges of the cloak; each sleeve is then turned up and folded near the elbow, so as to give a length of 3' 6" inches from one elbow to the other, the middle of the cloak remaining uncovered.



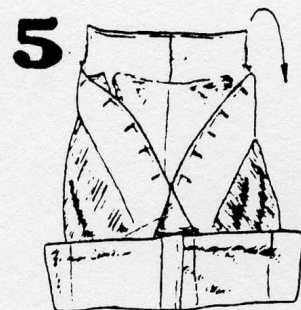
The cape is then turned down over the sleeves, in such a manner that the front edges may exactly cover those of the cloak. The lower extremity of the cloak is turned up about 10 inches;



the skirts are likewise turned towards each other, so that they may touch the fold of the sleeves.



and that, being folded a second time upon themselves, they may give to the cloak the form of a rectangle;



the lower extremity of the cloak is then turned up about 7 inches, and it is rolled as tightly as possible, commencing at the collar and pressing the knee upon it as it is rolled, to hold it. The part of the cloak which is rolled is then introduced into the sort of pocket formed by the part which was turned back.